




www.IranEbara.com

In-line and circulator electric pump

Product Catalogue





www.IranEbara.com





High speed for saving

Efficiency. Energy savings.

Over the past few years these are the goals that everyone is focussing on. And it is precisely in this perspective of energy efficiency that, more and more frequently, in applications with circulators and in-line pumps, frequency variators and remote control systems are being used to optimise the operation of electric pumps. Not only that, also to increase the comfort of the system.

In fact, through the electronic control and the use of inverters, the reliability and efficiency of the pump reach maximum levels and, at the same time, the operation and protection of the system are optimised, reducing, for example, noise and vibrations related to the abrupt opening of thermostatic valves.

EBARA offers a range of specific products for this range, such as E-SPD inverters or systems that can communicate via Modbus, digital/analog inputs and digital outputs.

This ensures remote control and communication with the most advanced home automation systems.

And efficiency and energy savings are a reality.



www.IranEbara.com

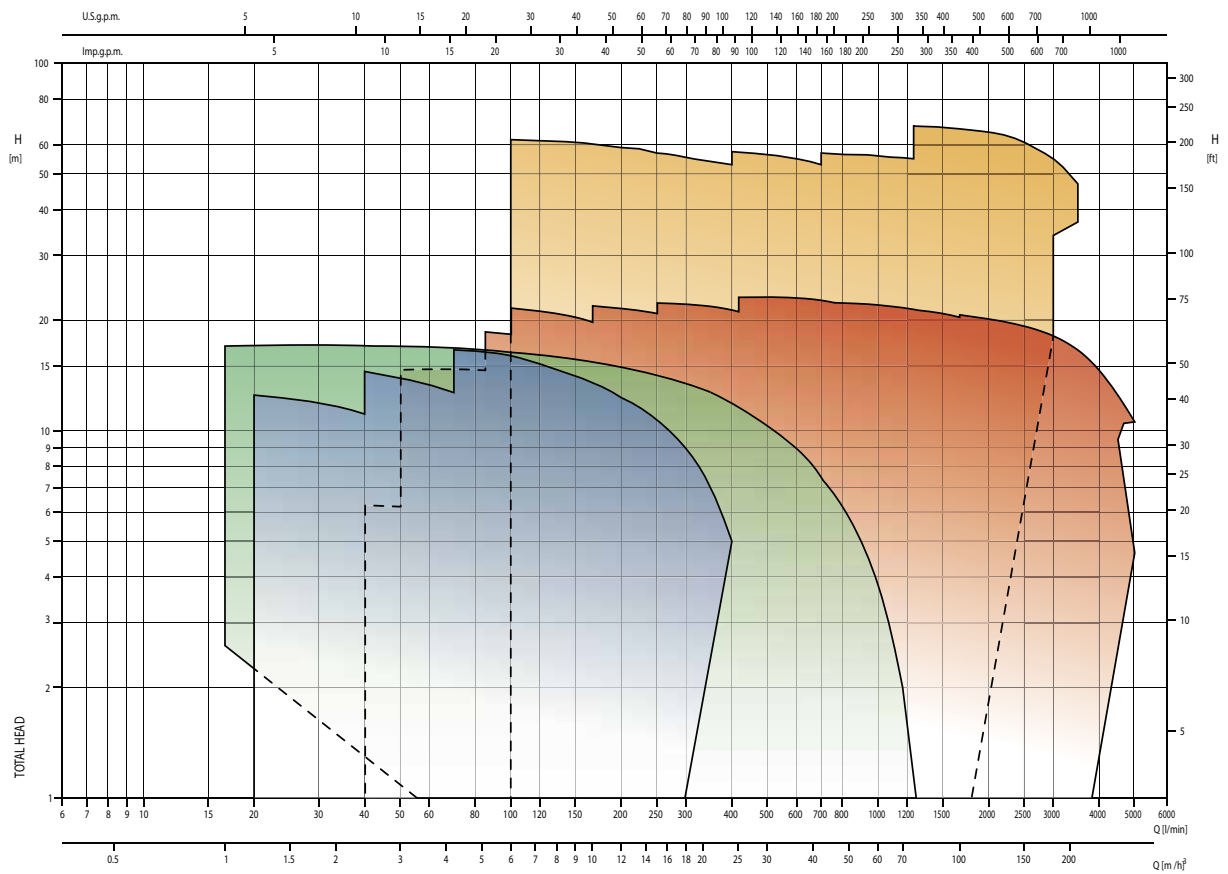
Sectors and Areas of Application

Small-scale systems, serving one or two apartments, but also central heating and centralised plants of medium or large size, serving condominiums, skyscrapers or hospitals. EBARA offers a range of products that covers small as well as large requirements.

- Small **heating** systems
- **Floor** heating systems
- **Centralised** and **collective** systems
- **Thermal power** stations serving buildings
- **Chillers, hydronic groups** or air conditioning systems
- **Air treatment** units
- **Recirculation** systems both on **primary** and **secondary** circuits, also in the presence of thermostatic valves
- Water **circulation** and distribution systems
- **Solar** systems
- **Domestic hot water** systems



Field of application



Ego







LPS

LPC - LPCD

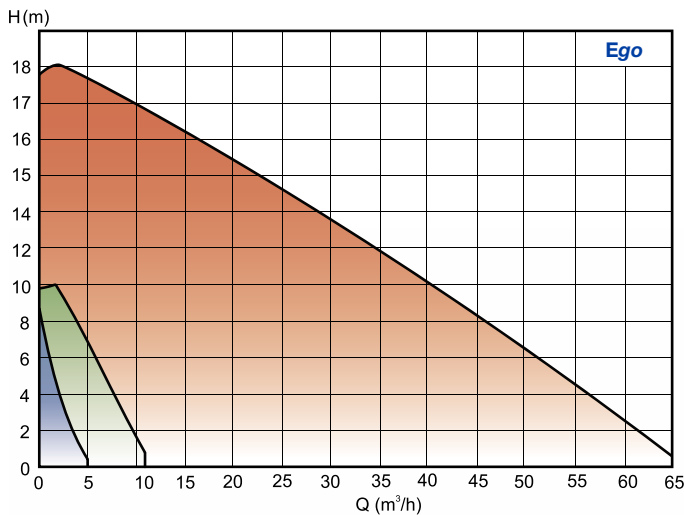
LPC4 - LPCD4



High efficiency circulators

	Type	Technical data
Ego 2 (tech) 	Single circulators cast iron with threaded connections, impeller in tecnopolimer and a new display for better management and visualisation of operating parameters, ideal for small systems.	<ul style="list-style-type: none"> • Total head 0.7 ÷ 7.2 m • Capacity 0.6 ÷ 3.6 m³/h • Liquid temperature: -10°C ÷ +110°C • Ambient temperature: 0 ÷ +40°C • Maximum pressure: 10 bar • Maximum percentage of glycol: 30%
Ego T 	Twin circulators cast iron with threaded connections, impeller in tecnopolimer, ideal for small systems.	<ul style="list-style-type: none"> • Total head 0,7 ÷ 7 m • Capacity 0,6 ÷ 3,6 m³/h • Liquid temperature: -10°C ÷ +110°C • Ambient temperature: 0 ÷ +40°C • Maximum pressure: 10 bar • Maximum percentage of glycol: 20%
Ego easy 	Single and twin circulators in cast iron with threaded or flanged connections, impeller in tecnopolimer, ideal for medium-sized centralised and collective systems.	<ul style="list-style-type: none"> • Total head: 0.2 ÷ 11 m • Capacity: 1.2 ÷ 10.8 m³/h • Liquid temperature: -10°C ÷ +110°C • Ambient temperature: 0 ÷ +40°C • Maximum pressure: 10 bar • Maximum percentage of glycol: 20%
Ego slim 	Single and twin circulators in cast iron with flanged connections, impeller in tecnopolimer, ideal for thermal plants, for large centralised and collective systems, characterised by a low weight and a more compact design.	<ul style="list-style-type: none"> • Total head: 0.3 ÷ 18.2 m • Capacity: 6 ÷ 72 m³/h • Liquid temperature: -10°C ÷ +110°C • Ambient temperature: 0 ÷ +40°C • Maximum pressure: 10 bar • Maximum percentage of glycol: 20%
Ego B 	Single and twin circulators in bronze with flanged or threaded, impeller in tecnopolimer or stainless steel, ideal for domestic hot water purposes.	<ul style="list-style-type: none"> • Total head: 0.1 ÷ 11 m • Capacity: 0.6 ÷ 48 m³/h • Liquid temperature: +5°C ÷ +65°C • Ambient temperature: 0 ÷ +40°C • Maximum pressure: 10 bar
MR B 	Wet rotor circulation pumps, not driven by inverter, bronze body with threaded or flanged connections, polyamide impeller, used for domestic hot water installations	<ul style="list-style-type: none"> • Total head: 1 ÷ 12 m • Capacity: 0.5 ÷ 45 m³/h • Liquid temperature: +5°C ÷ +65°C • Ambient temperature: -10 ÷ +40°C • Maximum pressure: 10 bar

Choosing the right product is essential: it means responding effectively to the demands of the system. A wide operating range ensures being able to find the right product. The various models of EBARA circulators and their operating range fully meet this requirement:



- Ego 2 (Tech), Ego T and Ego B**
- Ego easy (B)**
- Ego slim (B)**

Sleeve

one extruded piece, without welding points, to ensure its reliability and constructive strength

Remote control

through the communication module C (standard in the twin versions) there is the possibility of control via Modbus, digital/analog inputs and digital outputs. They ensure remote control and communication with the most advanced home automation systems



Display



clear, intuitive and standardised with the other models in the range to make it a product that is easily recognisable and easy to use

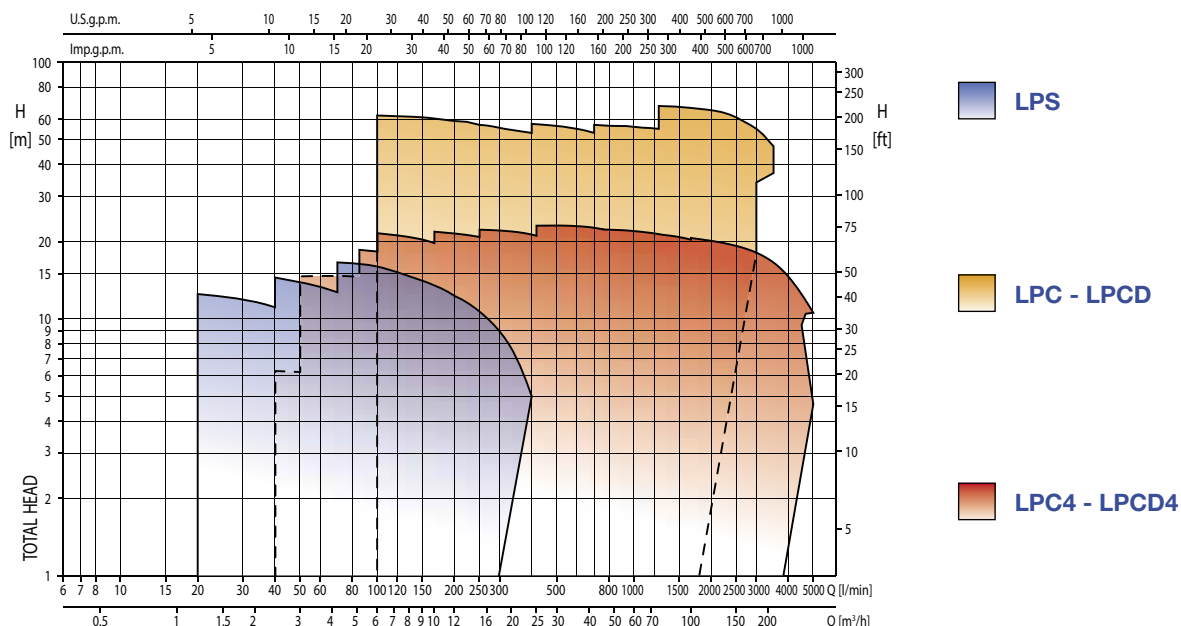
- Four operating modes are available, including the auto-adaptive one
- Operation in night mode, to further minimise consumption

Motor

with permanent magnets to ensure high efficiency as well as the start-up ignition

In-line electric pumps

	Type	Technical data
<p>LPC LPCD</p> 	<p>In-line centrifugal pumps with cast iron hydraulics and ventilated motor, suitable for circulation systems and available with 2 or 4 pole motor. Used to pump both hot and chilled water depending on the application, in civil and industrial installations. Available in both single (LPC) and twin (LPCD) versions.</p>	<ul style="list-style-type: none"> • Total head from 1.2 to 62 m • Capacity from 1.8 to 300 m³/h • Hydraulic efficiency index MEI > 0.4 • IE3 high efficiency motors starting from 0.75 kW • Mechanical seal: SiC/Carbon/EPDM • Shaft in AISI 420 • Liquid temperature: <ul style="list-style-type: none"> from -10°C to +50°C for LPC 32-100 from -10°C to +110°C for the rest • Flange PN6 (for LPC 32-100 and LPC 40-100) or PN10 • IP55 protection degree
<p>LPS</p> 	<p>In-line centrifugal pumps with pump body, impeller and seal holder disc in AISI 304 stainless steel, with ventilated 2-pole motor. Suitable for circulation systems, they are used to pump both hot water for domestic hot water and heating systems, and chilled water for air conditioning and cooling, both in civil and industrial systems.</p>	<ul style="list-style-type: none"> • Total head from 2.4 to 19.8 m • Capacity from 1.2 to 24 m³/h • Hydraulic efficiency index MEI > 0.4 only for models up to 0,25kW • IE3 high efficiency motors starting from 0.75 kW • Shaft in AISI 303 • Mechanical seal: Ceramic/Carbon/NBRH • Liquid temperature: from -10°C to +100°C • IP55 protection degree



The **in-line centrifugal pumps**, both in the steel and cast iron version, for applications related to circulation with **certain advantages**. Their constructive configuration with suction and discharge on the same axis allows **easy** and **simple** installation and optimises their positioning.

In fact, both in cases of new systems and for inclusion within existing plants, an **“in line”** insertion is permitted with the distribution pipes.

In the case of smaller electric pumps, it also allows a **suspended** installation without base or support. In addition, the possibility of choosing twin pumps gives the applications in which they are inserted **greater reliability** (possibility of having a back-up electric pump to the other one) or the possibility of **expanding the flow range** by making both work.



LPC(4) - LPCD(4)

In-line centrifugal pumps with cast iron hydraulics and ventilated motor, suitable for circulation systems and available with 2 or 4 pole motor. Used to pump both hot water and chilled water depending on the application, in civil and industrial systems. Available in both single (LPC) and twin (LPCD) versions.



RESISTANCE

hydraulics built from a single piece of cast iron



STANDARDISED

the motor support is a rigid coupling and offers the possibility of using standard motors



EFFICIENCY

a product that guarantees high overall efficiency, thanks to the design and construction of the hydraulics (MEI>0.4) and class of combined motor (IE3 of 0.75 kW)



VERSATILE

a versatile product, suitable for pumping hot and refrigerated water, even in the presence of ethylene



SOFT START and SOFT STOP

it ensures starting and stopping controlled by the motor, increasing reliability and efficiency



PROTECTION

It offers a multitude of standard controls, which protect the entire electric pump system: protection against dry running, overcurrent, overvoltage, undervoltage, P_{max} protection, P_{min} protection, etc.



Technical data

- Total head from 1.2 to 62 m
- Capacity from 1.8 to 300 m³/h
- Hydraulic efficiency index MEI > 0.4
- IE3 high efficiency motors starting from 0.75 kW
- Mechanical seal: SiC/Carbon/EPDM
- Shaft in AISI 420
- Liquid temperature: from -10°C to +50°C for LPC 32-100 and from -10°C to +110°C for the rest
- Flanges: PN 6 (for LPC 32-100 and LPC 40-100)
PN 10 for the rest of the range
- IP55 protection degree

LPS

In-line centrifugal pumps with pump body, impeller and seal holder disc in AISI 304 with ventilated 2-pole motor. Suitable for circulation systems, they are used to pump both hot water for domestic hot water and heating systems, and chilled water for air conditioning and cooling, both in civil and industrial systems.



EFFICIENCY

a product that guarantees high overall efficiency, thanks to the design and construction of the hydraulics (MEI>0.4)* and class of combined motor (IE3 of 0.75 kW)



PROTECTION

built-in automatic reset thermal protection for single-phase models



RESISTANCE

fully AISI 304 hydraulics, for maximum reliability



Technical data

- Total head from 2.4 to 19.8 m
- Capacity from 1.2 to 24 m³/h
- Hydraulic efficiency index MEI > 0.4* (LPS 32/40, 40/40, 40/75, 50/40, 50/75 and 50/150 and sold only on the non-EU market)
- IE3 high efficiency motors starting from 0.75 kW
- Shaft in AISI 303
- Mechanical seal: Ceramic/Carbon/NBR
- Liquid temperature: from -10°C to +100°C
- IP55 protection degree

A driver for your system

Pressure or temperature variations, as well as the variation in the demand for water itself, are situations that commonly occur in water systems, whether they are civil pressurisation systems or related to irrigation or industrial uses.

Responding promptly to these variations by linking the operation of the pump to these events means **improving the efficiency** and **reliability** of the entire system.

E-SPD

E-SPD is the new inverter introduced by EBARA, with air cooling, to be installed directly on terminal box of the EBARA motors, it has all the characteristics to satisfy all customer needs.



Easy: E-SPD is easy and intuitive, with terminal box mounting and easy connection, along with the easy to use start up wizard to save time.



Flexibility: E-SPD can be adapted to EBARA centrifugal pumps including both horizontal and vertical



Versatility: E-SPD can be either mounted directly on the terminal box of ETM or EBARA branded motors, or wall mounted with the optional wall bracket



Visibility: E-SPD has a large LCD display that can indicate important performance data, system parameters and alarm notifications.



Safety: E-SPD provides both protection for the motor and the pump preventing common problems like overcurrent, overheating, voltage protection, dry running and water leaks.



Connectivity: E-SPD can offer multiple connections with 2 digital inputs and outputs as standard, along with 1 analogue input and dedicated communication port for linking up to 8 inverters for multiple pump systems.

Everything that you need just a click away



Data book

Complete technical documentation to be consulted to obtain all the data related to the pumps



Instruction manual

The manual with all the information needed for correct installation of our pumps



Kensaku

a system for the selection of spare parts



Ez-finder

The correct pump selection software for every need
<https://ezfinder.ebara.com>



Service

A team of professionals at your disposal to advise you in your choice of pump and to offer post sale assistance



www.IranEbara.com

EBARA Corporation